

titan™

The first light-based



solution for tightening skin

The Titan Procedure™ is a safe, non-surgical process that uses an infrared light source to tighten skin and reverse the signs of aging.

The Titan™ heats the dermis to cause collagen contraction while preserving the epidermis through continuous cooling. In addition, Titan can stimulate long-term collagen rebuilding that leaves patients with younger looking skin.

The Titan Procedure treats lax and redundant skin throughout the body — including the abdomen, thighs and arms — and is also used to tone, lift and tighten skin on the face and neck.

The Titan Procedure:

- Safe, comfortable, non-surgical
- Treats lax and redundant skin throughout the body
- Can stimulate long-term collagen rebuilding
- Continuous epidermal cooling
- No single use disposables — low cost of ownership

safe
non-surgical
comfortable

“Cutera has always been an innovative company—first, with the upgradeable 1064 nm Nd:YAG CoolGlide™ platform, and now, with their approach to tissue tightening. I am excited about the potential of combining the deep tissue heating response using the Titan with a superficial, non-ablative treatment.”

Suzanne Kilmer, MD
Director, Laser and Skin Surgery Center of Northern California.

“We are very impressed with the Titan. In a blinded evaluation, there was a 90 percent correlation in recognizing improvement in skin laxity.”

Don Groot, MD
Director, Groot Dermasurgery Center
Edmonton, Alberta, Canada

titan™

before



after



These after photos were taken
3 months after 2nd treatment.

before



after




faces



Photos courtesy of Javier Ruiz-Esparza, MD, San Diego, CA

The after photo was taken immediately post 1 treatment.

The first light-based solution for tightening skin



before



after



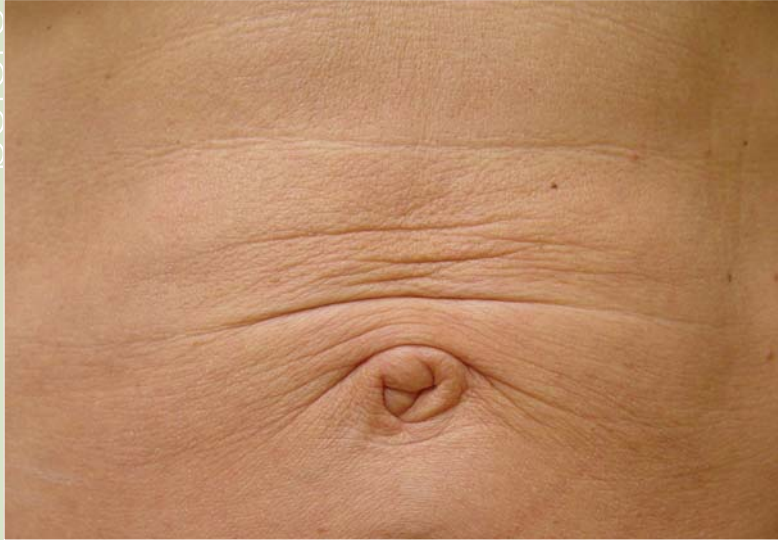
This patient was treated on the forehead to cause the eyelid to lift.

The after photo was taken 2 months after 1 treatment.



abdomens

before



after



The after photo was taken 1 month post 2 treatments.

abdomens

before



after




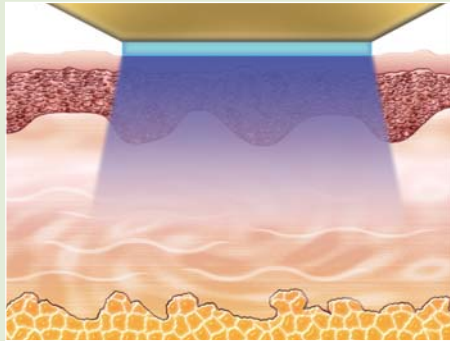
Photos courtesy of Don Groot, MD, Edmonton, Canada

These before-and-after photos show results for the Titan Procedure on a 50-year-old patient with postpartum skin redundancy from carrying twins 23 years ago. This patient received two Titan treatments, each spaced one month apart. The after photo was taken 2 ½ weeks after the second treatment.


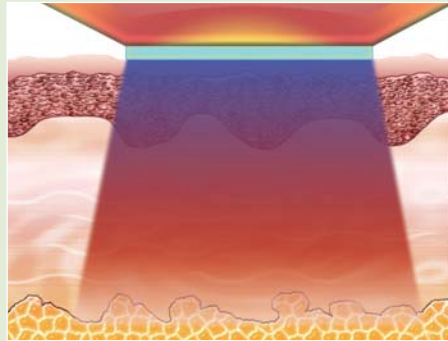


tailored, infrared light source

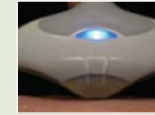
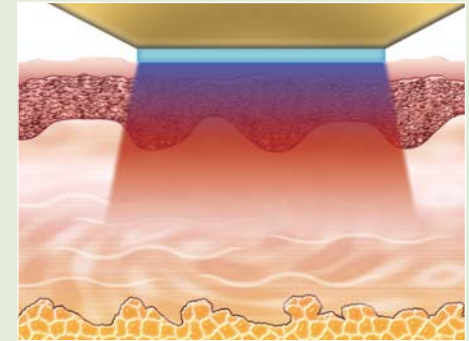
Tailored, infrared light source creates unique thermal profile to reverse the signs of aging



After pre-cooling prepares the area, continuous cooling is used to protect the epidermis during treatment.



Sufficient heating can denature collagen fibers and provide immediate collagen contraction.




As heat spreads from the treatment area, post-cooling protects the epidermis.

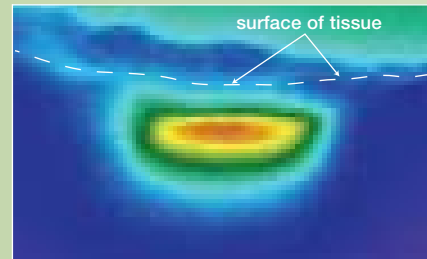
collagen contraction

Thermal images

Titan



RF Device



The Titan Procedure creates significant heating in the dermis. The cross sectional thermal profiles to the left, are taken following treatment with the Titan Procedure and an RF device.



www.cutera.com

Cutera, Inc.
San Francisco Headquarters
3240 Bayshore Boulevard
Brisbane, CA 94005 USA
Tel: +1 415 657 5500
Fax: +1 415 330 2444

Cutera Australia
11/6A Greenknowe Avenue
Elizabeth Bay, NSW 2011
Tel: +61 (0) 2 9332 1323
Fax: +61 (0) 2 9358 2739

Cutera France
3, rue de Colonel Moll
75017 Paris
Tel: +33 (0) 6 80 46 21 14
Fax: +33 (0) 4 67 30 61 37

Cutera Germany
Eupener Str. 161a
50933 Köln
Tel: +49 (0) 221 579 5701
Fax: +49 (0) 221 579 5703

Cutera Japan
Giraffa Building 11th floor
1-6-10 Hiroo
Shibuya-ku, Tokyo 150-0012
Tel: +81 (0) 3 3473 9180
Fax: +81 (0) 3 3473 9181

Cutera Spain
Sabino Arana, 32, bajos
08028 Barcelona
Tel: +34 (0) 93 409 21 75
Fax: +34 (0) 93 411 24 07